

Submitting a Turnitin Assignment Via Canvas

Submitting via Canvas

You can submit Turnitin assignments directly in Canvas. Turnitin measures assignment originality and indicates what percent of your assignment matches internet sources.

Submitting a Turnitin assignment is similar to submitting a regular online assignment.

However, the Turnitin LTI for Canvas only supports file uploads and text entry submissions; in file uploads, you can only upload one file per assignment.

Additionally, you may not be able to resubmit your assignment or submit the assignment past the due date.

Be sure to view the assignment summary before submitting your assignment. If you are allowed to resubmit an assignment, all marks and comments associated with the original submission will be deleted.

Turnitin resubmissions may take up to 24 hours to process.

You can submit your assignment as a text entry or upload any supported file type:

- Text (.txt), Microsoft Word (.doc/.docx)
- Microsoft PowerPoint (.ppt/.pptx)
- PostScript (.ps)
- Portable Document Format (.pdf), Rich Text Format (.rtf)
- HyperText Markup Language (.html)
- WordPerfect (.wp)
- Hangul (.hwp)
- Open Office (.odt/.ods/.odp).

You can also upload an assignment from Google Drive or Dropbox.

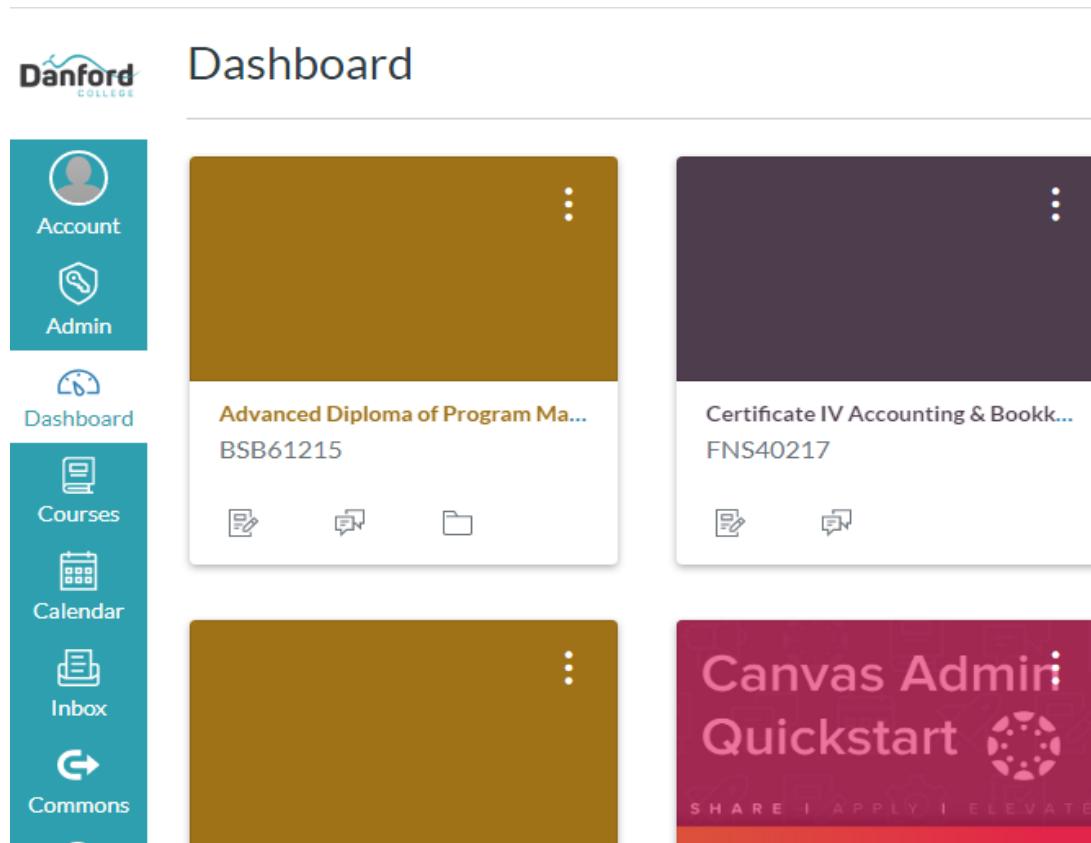
Turnitin submissions require a minimum of 20 words, a maximum of 400 pages, and a file size maximum of 40 MB.

After submitting your assignment, your trainer may allow you to view your Turnitin results. If your trainer has added a Canvas rubric to your Turnitin assessment, it can only be viewed on the Submission Details page for that assignment (at any time) or your Grades page (after the rubric has been scored). You can access the Submission Details page by clicking on the name of the assignment in your Grades page.

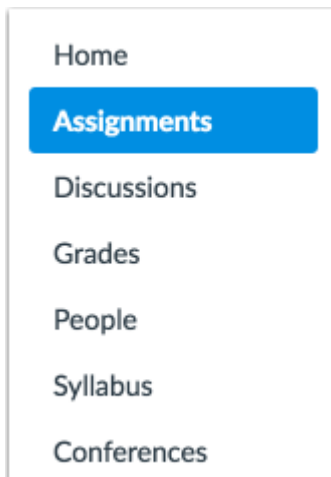
Note: The Turnitin LTI is responsive to the size of your browser window. Your view of the Turnitin LTI may vary from the images shown in this lesson.

Steps to submit assessment using Turnitin via CANVAS

Log in your CANVAS Account and from your dashboard click on the course/unit that you are enrolled (like for example Advanced Diploma of Program Management)






Once the course/unit is opened, click on Assignments



In Course Navigation, click the **Assignments** link.

Open Assignment

▼ **Assignments**

	Turnitin Assignment 1 Due Sep 30, 2016 at 11:59pm 16/25 pts
	Turnitin Assignment 3 Due Nov 30, 2016 at 11:59pm -/10 pts <i>Not Yet Graded</i>
	Turnitin Assignment 2 Due Oct 31, 2016 at 11:59pm -/25 pts <i>Not Yet Graded</i>
	Turnitin Assignment 4 Due Dec 15, 2016 at 11:59pm -/25 pts

Click the name of the assignment.

View Assignment

1 For this paper, you will be graded on your research and originality. This paper will be moderated through Turnitin to check for plagiarism; you will be able to view the report of your paper on the due date of the assignment; resubmissions are not allowed.

Assignment Dashboard Summary 2

Assignment Settings

Title	Turnitin Assignment 4
Instructions	No special instructions.
Max Grade	10
Start Date	18 Nov 2015 00:00
Due Date	30 Nov 2016 23:59
Feedback Release Date	27 Nov 2015 21:49

Additional Settings

- ✓ Resubmissions are allowed
- ✗ Late submissions are not allowed
- ✓ Viewing your Originality Report is allowed

The assignment description appears at the top of the assignment page [1].

To view additional details for the assignment, including all assignment settings, click the **Summary** tab [2].

Assignment Dashboard Summary 2

Assignment Dashboard

Summary 2


The Turnitin LTI is responsive to the size of your browser window.

To access your Turnitin assignment summary in smaller window sizes, click the **Menu** button [1] and select the **Summary** option [2].

View Assignment Summary

Please submit this homework assignment before the due date. You cannot submit after the due date has passed.

Please view the Summary tab for additional instructions.

 Assignment Dashboard
Summary

1 Assignment Settings

Title	Turnitin Assignment 4
Instructions	No special instructions.
Max Grade	25
Start Date	29 Aug 2016 17:10
Due Date	16 Sep 2016 23:59
Feedback Release Date	16 Sep 2016 23:59

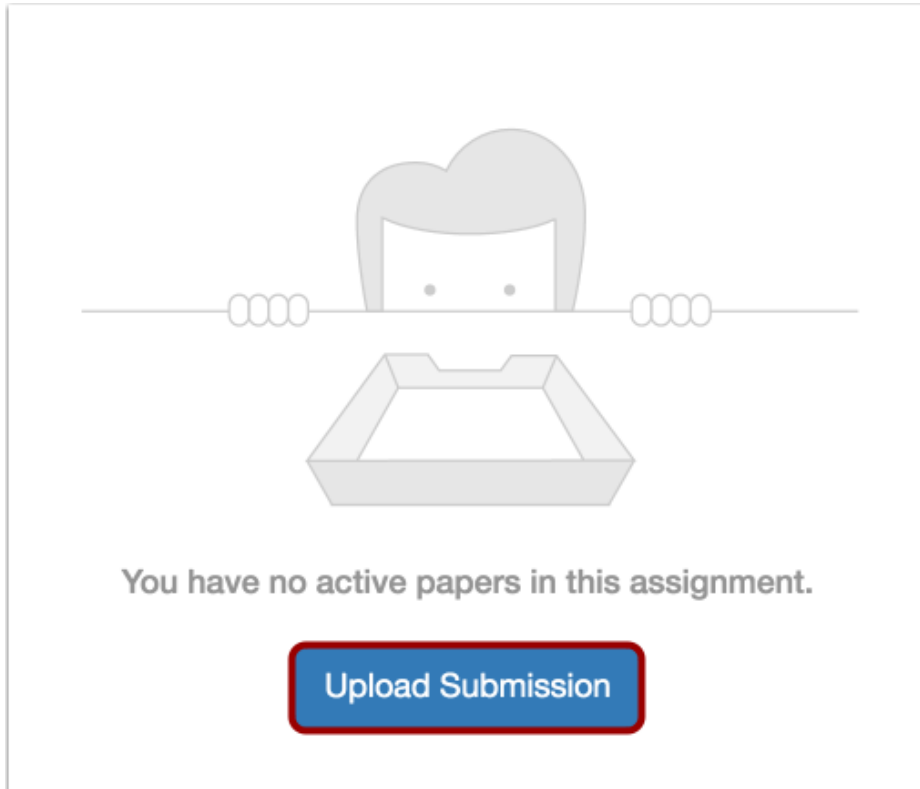
2 Additional Settings

- ✓ Resubmissions are allowed
- ✗ Late submissions are not allowed
- ✓ Viewing your Originality Report is allowed

The Assignment summary includes the assignment settings [1], including the title, maximum grade, any special instructions, start date, due date, and feedback release date.

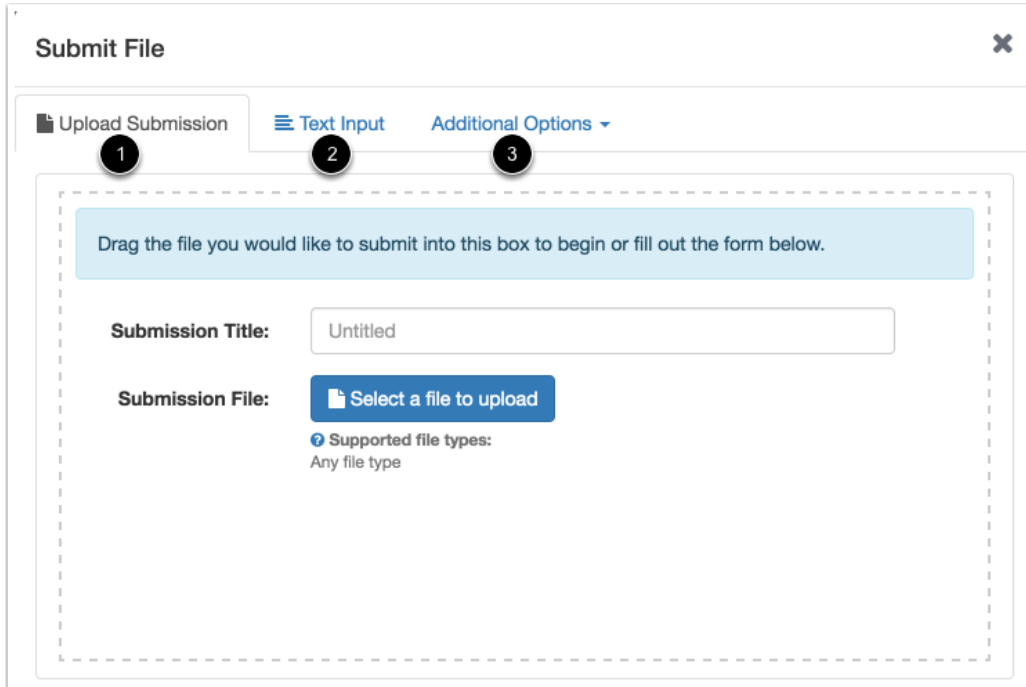
You can also view additional settings [2]. You can see if resubmissions are allowed, if late submissions are accepted, and if you are allowed to view the Turnitin originality report.

Submit Assignment



To submit your assignment, click the **Upload Submission** button.

Select Submission Type



Submit File [Close]

Upload Submission [1] | Text Input [2] | Additional Options [3]

Drag the file you would like to submit into this box to begin or fill out the form below.

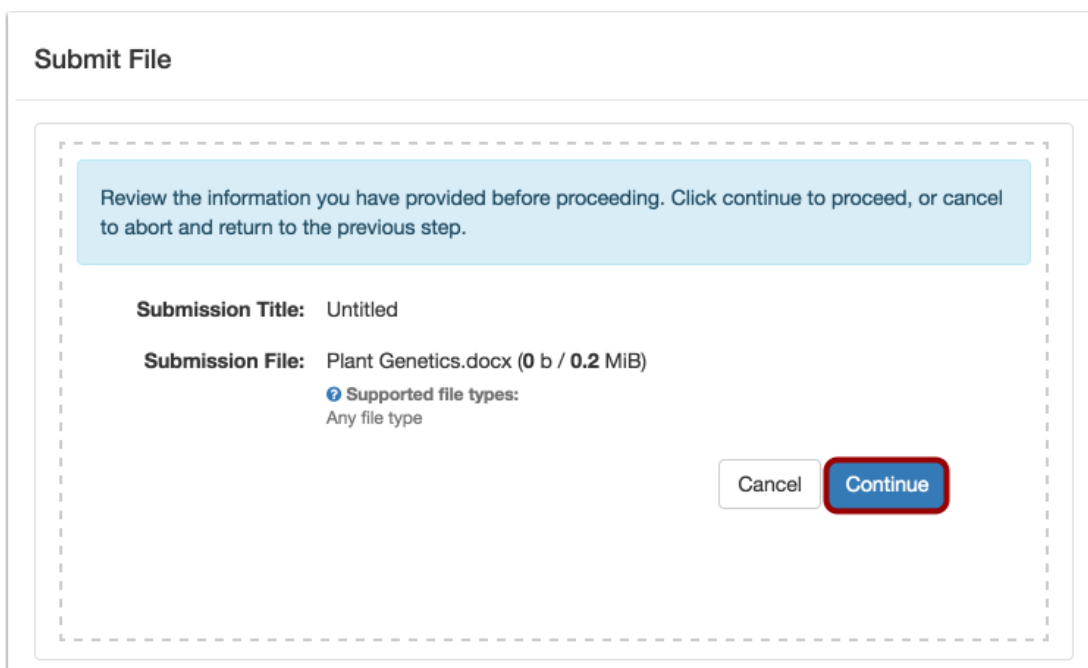
Submission Title:

Submission File:

Supported file types:
Any file type

Select the submission type you want to use for your assignment. You can submit a file upload [1], input text [2], or select a file from Google Drive or Dropbox [3].

Review Information



Submit File

Review the information you have provided before proceeding. Click continue to proceed, or cancel to abort and return to the previous step.

Submission Title: Untitled

Submission File: Plant Genetics.docx (0 b / 0.2 MiB)

Supported file types:
Any file type

Review the information about your uploaded file, then click the **Continue** button to preview and accept your file.

Accept Submission

Submit File

Assignment
Turnitin Assignment 4


Title
Untitled

Submission Text 2
[Click here to preview text](#)

Early Bone
Biology 101
Section 4

Plant Genetics

Lorens ipsum dolor sit amet, consectetur adipiscing elit. Integer et lorem non lectus convallis congue. Proin vehicula velit non fermentum convallis. Aenean pharetra nunc sed sem facilisis, ac aliquet neque condimentum. Integer accumsan sapien et est condimentum, ac finibus nisi congue. Duis vitae felis posuere, ultrices tellus eu, pulvinar nisi. Nunc ut risus purus. Proin interdum sagittis neque ut viverra.



Donec ornare, mauris molestiae fermentum ornare, elit sem interdum nulla, nec tincidunt elit neque quis nibh. Morbi ultricies porta du, sed suscipit quam gravida eget. In augue risi, consequat eget ornare eu, mattis id ligula. Sed et dignissim nulla. Donec ut semper lectus. Nulla dictum auctor leo, ac rhoncus sapien feugiat nec. Donec elementum fringilla laoreet. Pellentesque lectus molestie lacinia. Maecenas aliquam dapibus semper. Curabitur viverra, felis ut semper tincidunt, quam erat posuere odio, in tincidunt ligula sem quis massa. Fusce rhoncus massa ex, eget hendrerit lectus tempus eget. Etiam ac posuere sem. Nulla facilis. Vivamus nec est et sapien fermentum gravida id eget magna.

In tincidunt porta nulla, in auctor nunc tincidunt a. Donec ut gravida justo. Nulla eu viverra augue. Nunc efficitur velit ac tincidunt tristique. Pellentesque ligula nibh, feugiat conmodo nunc eu, condimentum pulvinar nibh. Nulla non pellentesque felis, sed efficitur ex. Quisque iaculis porta leo, mattis eget arcu. Nam diam lectus, ultricies bibendum quam ac, pellentesque aliquet turpis. Nulla finibus tincidunt vestibulum. Nulla enim lectus, bibendum sed turpis et, varius placerat orci. Integer ultricesper turpis non conmodo euismod. Etiam eu nulla sem. Etiam faucibus a lectus bibendum pharetra. Vestibulum id metus mi. Nulla a augue bibendum, congue metus non, pharetra tellus. Suspendisse vulputate erat nec sodales congue.

Maecenas non augue ligula. Pellentesque in ante et diam rhoncus mollis non ac purus. Fusce vulputat in turpis ut varius. Nam maximus ektifend eros vestibulum consectetur. Aenean sit amet est et turpis imperdiet aliquand non in ligula. Nulla euismod eget nibh pulvinar sollicitudin. Suspendisse potenti. Sed vestibulum est vulputate, ornare enim dignissim, consectetur mi. Vestibulum a augue eget tellus efficitur lebanis. Proin mattis, metus ac iaculis varius, ligula leo congue eros, in dapibus augue elit facilisis urna. Integer vehicula rutrum ligula eget placerat. Cras vitae urna ac turpis laoreet porta eget non mi.




3
Cancel Submission

4
Accept Submission & Save

Turnitin validates your entry and prepares it for submission. You can see a preview image of your submission [1] and preview the text [2].

To cancel the submission and use a different file, click the **Cancel submission** button [3]. To accept the submission and save the file for your assignment, click the **Accept Submission & Save** button [4].

View Submission

Assignment Dashboard		Summary	
Turnitin Assignment 4 ⓘ			
Paper Title	Uploaded	Grade	%
Untitled	07 Dec 2016 14:45	--	🕒
			  

View your assignment submission.

If you are not allowed to resubmit your assignment, the upload icon will not allow you to upload the assignment again.

If your instructor allows you to view your originality report, your score **may not be available immediately.**